

**Experience & Resource  
By Your Side**



FOREX



COMMODITIES



GLOBAL STOCKS



SGX STOCKS



KLSE STOCKS

***KLSE Market Insight***

⇒ *Weekly Outlook Market*

⇒ *Market Statistics*

⇒ *Economic Calendar*

⇒ *Recommendation*

⇒ *Performance of Previous Week*

**FBM KLCI**



**INDEX PERFORMANCE:**

*The benchmark FTSE Bursa Malaysia KLCI (FBM KLCI) gained +1.750 points ended 0.11% to after 0.11 Hovering throughout the day. RSI 39.484.*

*Top 5 Stocks by Trading Value*

Counter Name	Last	Change	Volume
PDZ	0.06	-0.005	136,633
HSI-CIV	0.25	-0.055	97,157
AIRASIA	1.05	-0.08	90,530
KNM	0.17	-0.01	85,900
FINTEC	0.015	0.00	63,561

































*Top 5 Gainers*

Counter Name	Last	Change	Volume
KESM	13.08	+1.06	263
SP500-CW	0.88	+0.23	0
TAFI	2.86	+0.21	21,001
CANONE	4.30	+0.20	312
D&O	5.80	+0.19	2,458

*Top 5 Losers*

Counter Name	Last	Change	Volume
GENETEC	43.52	-0.88	256
HEIM	21.92	-0.36	79
SAM	21.00	-0.36	85
PPB	17.12	-0.28	902
HLFG	17.00	-0.26	167

## MAJOR ECONOMIC EVENTS

Time	Event	Impact	Actual	Dev <sup>i</sup>	Consensus	Previous	
<b>MONDAY, NOVEMBER 22</b>							
01:30	 <b>CNY</b> PBoC Interest Rate Decision	<span style="background-color: red; color: white;">■</span>	-	-	-	3.85%	
21:45	 <b>NZD</b> Retail Sales (QoQ)(Q3)	<span style="background-color: red; color: white;">■</span>	-	-	-	3.3%	
<b>TUESDAY, NOVEMBER 23</b>							
08:30	 <b>EUR</b> Markit Manufacturing PMI(Nov) PREL	<span style="background-color: red; color: white;">■</span>	-	-	56.7	57.8	
08:30	 <b>EUR</b> Markit PMI Composite(Nov) PREL	<span style="background-color: red; color: white;">■</span>	-	-	51	52	
09:00	 <b>EUR</b> Markit PMI Composite(Nov) PREL	<span style="background-color: red; color: white;">■</span>	-	-	53.1	54.2	
09:30	 <b>GBP</b> Markit Services PMI(Nov) PREL	<span style="background-color: red; color: white;">■</span>	-	-	58.5	59.1	
<b>WEDNESDAY, NOVEMBER 24</b>							
01:00	 <b>NZD</b> RBNZ Rate Statement	<span style="background-color: red; color: white;">■</span>			<span style="background-color: blue; color: white;">REPORT</span>		
01:00	 <b>NZD</b> RBNZ Interest Rate Decision	<span style="background-color: red; color: white;">■</span>	-	-	0.75%	0.5%	
01:00	 <b>NZD</b> Monetary Policy Statement	<span style="background-color: red; color: white;">■</span>			<span style="background-color: blue; color: white;">REPORT</span>		
02:00	 <b>NZD</b> RBNZ Press Conference	<span style="background-color: red; color: white;">■</span>			<span style="background-color: blue; color: white;">SPEECH</span>		
13:30	 <b>USD</b> Durable Goods Orders(Oct)	<span style="background-color: red; color: white;">■</span>	-	-	0.2% -0.3% <sup>i</sup>		
13:30	 <b>USD</b> Nondefense Capital Goods Orders ex Aircraft(Oct)	<span style="background-color: red; color: white;">■</span>	-	-	0.6%	0.8%	
13:30	 <b>USD</b> Gross Domestic Product Annualized(Q3) PREL	<span style="background-color: red; color: white;">■</span>	-	-	2.1%	2%	
19:00	 <b>USD</b> FOMC Minutes	<span style="background-color: red; color: white;">■</span>			<span style="background-color: blue; color: white;">REPORT</span>		
<b>FRIDAY, NOVEMBER 26</b>							
00:30	 <b>AUD</b> Retail Sales s.a. (MoM)(Oct)	<span style="background-color: red; color: white;">■</span>	-	-	2.5%	1.3%	
08:00	 <b>CHF</b> Gross Domestic Product s.a. (QoQ)(Q3)	<span style="background-color: red; color: white;">■</span>	-	-	2%	1.8%	

**RECOMMENDATION**

Date	Stocks	Strategy	Entry level	Target	Stop loss
19/11/2021	INNO	BUY	1.310	1.440	1.180
19/11/2021	MGRC[S]	BUY	2.180	2.395	1.960
19/11/2021	AEON	BUY	1.440	1.585	1.295
19/11/2021	JADEM	BUY	0.680	0.745	0.610

**PERFORMANCE OF PREVIOUS WEEK**

<b>Date</b>	<b>Stocks</b>	<b>Strat- egy</b>	<b>Entry level</b>	<b>Target</b>	<b>Stop loss</b>	<b>Position</b>
<b>12/11/20 21</b>	<b>NWP[S]</b>	<b>BUY</b>	<b>0.355</b>	<b>0.445</b>	<b>0.260</b>	<b>Open</b>
<b>12/11/20 21</b>	<b>DNEX[S]</b>	<b>BUY</b>	<b>0.850</b>	<b>1.065</b>	<b>0.635</b>	<b>Open</b>
<b>12/11/20 21</b>	<b>TOMEI</b>	<b>BUY</b>	<b>1.130</b>	<b>1.415</b>	<b>0.845</b>	<b>Open</b>
<b>12/11/20 21</b>	<b>SCOPE [S]</b>	<b>BUY</b>	<b>0.470</b>	<b>0.585</b>	<b>0.350</b>	<b>Not executed</b>

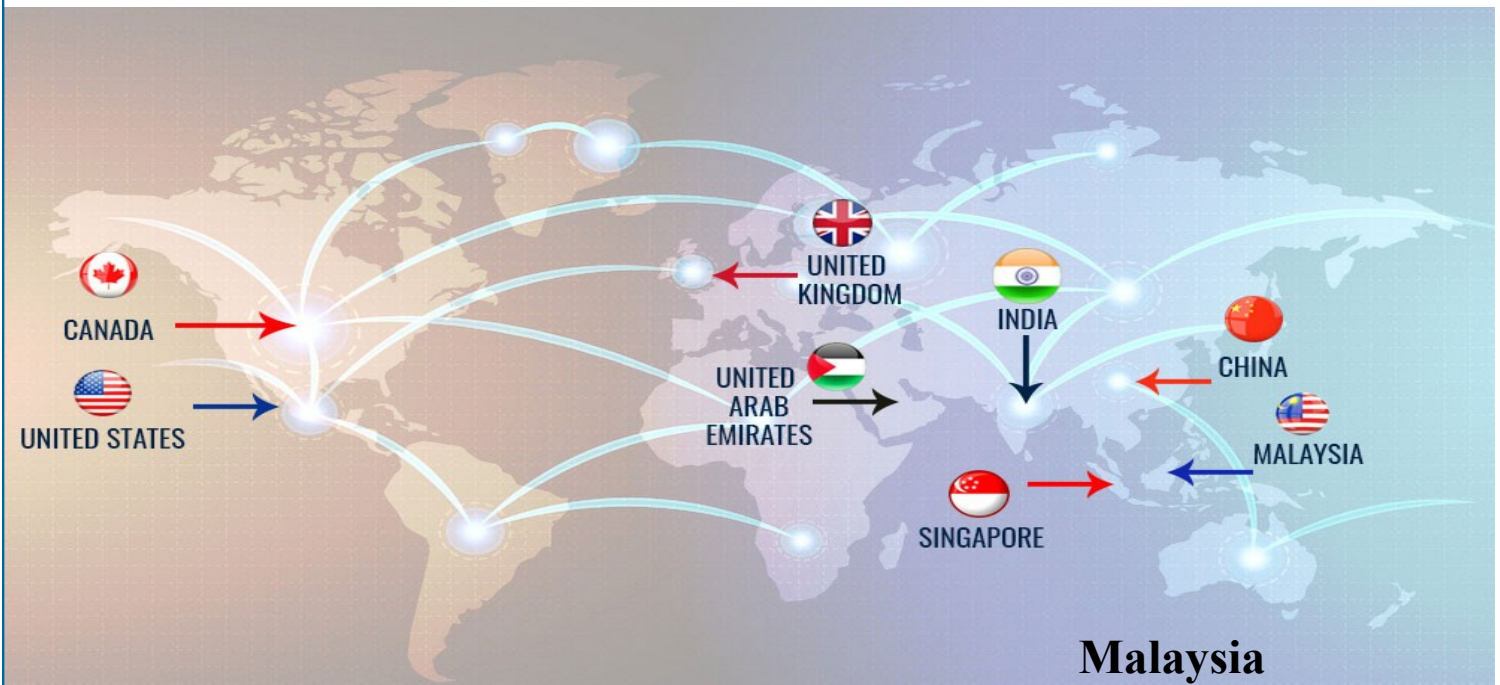
### DISCLAIMER

The information and views in this report, our website & all the service we provide are believed to be reliable, but we do not accept any responsibility (or liability) for errors of fact or opinion. Users have the right to choose the product/s that suits them the most. Sincere efforts have been made to present the right investment perspective. The information contained herein is based on analysis and up on sources that we consider reliable. This material is for personal information and based upon it & takes no responsibility

The information given herein should be treated as only factor, while making investment decision. The report does not provide individually tailor-made investment advice. Forex Pips recommends that investors independently evaluate particular investments and strategies, and encourages investors to seek the advice of a financial adviser. Forex Pips shall not be responsible for any transaction conducted based on the information given in this report, which is in violation of rules and regulations .

The share price projections shown are not necessarily indicative of future price performance. The information herein, together with all estimates and forecasts, can change without notice. Analyst or any person related to Forex Pips might be holding positions in the stocks recommended. It is understood that anyone who is browsing through the site has done so at his free will and does not read any views expressed as a recommendation for which either the site or its owners or anyone can be held responsible for . Any surfing and reading of the information is the acceptance of this disclaimer. All Rights Reserved. Investment in equity & bullion market has its own risks.

We, however, do not vouch for the accuracy or the completeness thereof. we are not responsible for any loss incurred whatsoever for any financial profits or loss which may arise from the recommendations above Forex Pips does not purport to be an invitation or an offer to buy or sell any financial instrument. Our Clients (Paid Or Unpaid), Any third party or anyone else have no rights to forward or share our calls or SMS or Report or Any Information Provided by us to/with anyone which is received directly or indirectly by them. If found so then Serious Legal Actions can be taken.



**+60-3502-19079**



**[freetrail@forexpips.co](mailto:freetrail@forexpips.co)**